

DAC1-13S

Технические характеристики

По вопросам продаж и поддержки обращайтесь:

Алматы (7273)495-231	Казань (843)206-01-48	Новокузнецк (3843)20-46-81	Смоленск (4812)29-41-54
Архангельск (8182)63-90-72	Калининград (4012)72-03-81	Новосибирск (383)227-86-73	Сочи (862)225-72-31
Астрахань (8512)99-46-04	Калуга (4842)92-23-67	Омск (3812)21-46-40	Ставрополь (8652)20-65-13
Барнаул (3852)73-04-60	Кемерово (3842)65-04-62	Орел (4862)44-53-42	Сургут (3462)77-98-35
Белгород (4722)40-23-64	Киров (8332)68-02-04	Оренбург (3532)37-68-04	Тверь (4822)63-31-35
Брянск (4832)59-03-52	Краснодар (861)203-40-90	Пенза (8412)22-31-16	Томск (3822)98-41-53
Владивосток (423)249-28-31	Красноярск (391)204-63-61	Пермь (342)205-81-47	Тула (4872)74-02-29
Волгоград (844)278-03-48	Курск (4712)77-13-04	Ростов-на-Дону (863)308-18-15	Тюмень (3452)66-21-18
Вологда (8172)26-41-59	Липецк (4742)52-20-81	Рязань (4912)46-61-64	Ульяновск (8422)24-23-59
Воронеж (473)204-51-73	Магнитогорск (3519)55-03-13	Самара (846)206-03-16	Уфа (347)229-48-12
Екатеринбург (343)384-55-89	Москва (495)268-04-70	Санкт-Петербург (812)309-46-40	Хабаровск (4212)92-98-04
Иваново (4932)77-34-06	Мурманск (8152)59-64-93	Саратов (845)249-38-78	Челябинск (351)202-03-61
Ижевск (3412)26-03-58	Набережные Челны (8552)20-53-41	Севастополь (8692)22-31-93	Череповец (8202)49-02-64
Иркутск (395)279-98-46	Нижний Новгород (831)429-08-12	Симферополь (3652)67-13-56	Ярославль (4852)69-52-93
Россия (495)268-04-70	Киргизия (996)312-96-26-47	Казахстан (7172)727-132	



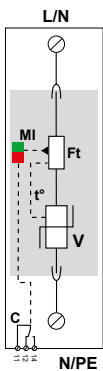
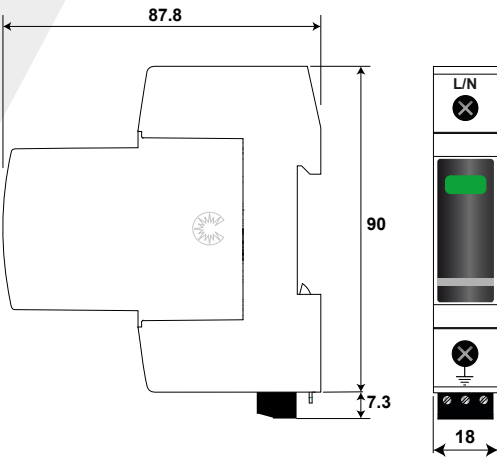
DAC1-13S-10

DAC1-13 SERIES

- Type 1 + 2 AC power surge protector
- In: 20 kA
- limp: 12.5 kA
- Pluggable module for each phase
- Remote signaling (option)
- EN 61643-11, IEC 61643-11 certified
- UL 1449 ed.4 compliance



Characteristics



V: High energy varistor
 MI: Disconnection indicator
 Ft: Thermal fuse
 t^o: Thermal disconnection system
 C: Contact for remote signal

CITEL Model		DAC1-13-10-440	DAC1-13-10-320	DAC1-13-10-275	DAC1-13-10-150
Description		1+2 AC surge protector - 1-pole - pluggable			
Max. AC operating voltage	Uc	440 Vac	320 Vac	275 Vac	150 Vac
Temporary Over Voltage (TOV) Characteristic - 5 sec.	UT	580 Vac withstand	335 Vac withstand	335 Vac withstand	180 Vac withstand
Temporary Over Voltage (TOV) Characteristic - 120 mn	UT	770 Vac disconnection	440 Vac disconnection	440 Vac disconnection	230 Vac disconnection
Residual current Leakage current at Uc	Ipe	< 1 mA	< 1 mA	< 1 mA	< 1 mA
Follow current	If	None	None	None	None
Nominal discharge current 15 x 8/20 μs impulses	In	20 kA	20 kA	20 kA	20 kA
Max. discharge current max. withstand @ 8/20 μs by pole	I _{max}	50 kA	50 kA	50 kA	50 kA
Impulse current by pole max. withstand 10/350 μs	limp	12.5 kA	12.5 kA	12.5 kA	12.5 kA
Specific energy by pole	W/R	40 kJ/ohm	40 kJ/ohm	40 kJ/ohm	40 kJ/ohm
Protection level @ In (8/20 μs)	Up	1.7 kV	1.6 kV	1.3 kV	0.9 kV
Residual voltage @ 5kA (8/20 μs)	Up-5kA	1.5 kV	1.2 kV	1 kV	0.6 kV
Admissible short-circuit current	Iscsr	50 000 A	50 000 A	50 000 A	50 000 A

Associated disconnectors	
Thermal disconnector	internal
Fuses	125 A min. - 315 A max. - gG type / or CITEL SFD-13
Existing upstream ground fault breaker (if any)	Type "S" or delayed
Mechanical characteristics	
Dimensions	see diagram, 1TE, DIN 43880
Connection to Network	By screw terminals: 2.5-25 mm ² (35mm ² rigid)
Failsafe mode	Disconnection from AC network
Disconnection indicator	1 mechanical indicator Green/Red
Remote signaling of disconnection output on changeover contact	option option Option option
Max. voltage/current for remote signaling	DAC1-13S-10-440 DAC1-13S-10-320 DAC1-13S-10-275 DAC1-13S-10-150
Wiring for remote signaling	250 V/0.5 A (AC) / 30 V/3 A (DC)
Wiring for remote signaling	max 1.5 mm ²
Mounting	Symmetrical rail 35 mm (EN60715)
Operating temperature	-40/+85°C
Protection rating	IP20
Housing material	Thermoplastic UL94 V-0
Spare unit	MDAC1-13-440 MDAC1-13-320 MDAC1-13-275 MDAC1-13-150
Standards	
Certification	EAC KEMA / EAC KEMA / EAC KEMA / EAC
Compliance	IEC 61643-11 / NF EN 61643-11 / UL1449 ed.4
Part number	
	821710411 821710311 821710211 821710111

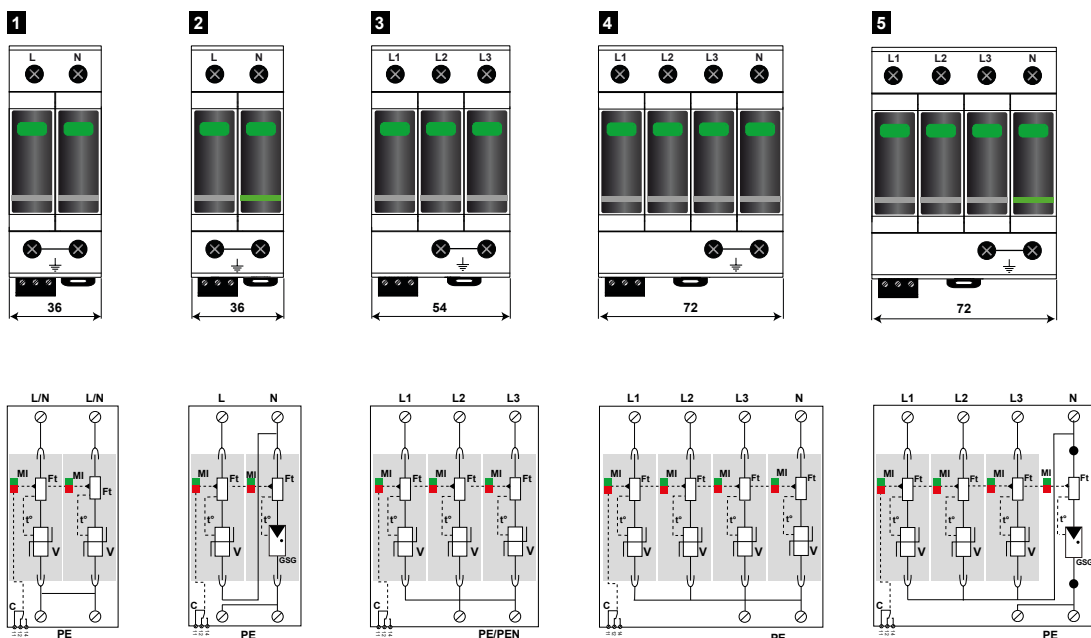
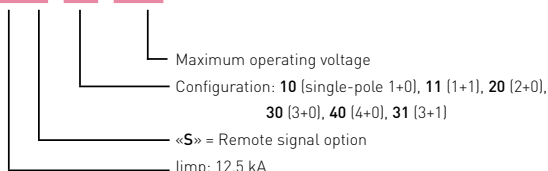
TYPE 1 + 2 AC MULTIPOLAR SURGE PROTECTOR

DAC1-13-11, DAC1-13-20, DAC1-13-30, DAC1-13-31, DAC1-13-40



DAC1-13S-20

DAC1-13S-xx-xxx



V: High energy MOV
GSG: Specific gas tube
Mi: Disconnection indicator
Ft: Thermal fuse
t°: Thermal disconnection mechanism
C: Contact for remote signal

Model	P/N	Network	AC system	Protection Mode	I _{total}	Up L/PE	Up L/N	Up N/PE	Dimension DIN43880	Diagram
DAC1-13-31-320	821710334	230/400 V 3-Phase+N	TT-TNS System (3+1)	L/N and N/PE	50 kA	-	1.6 kV	1.5 kV	4 TE	5
DAC1-13-31-275	821710234	230/400 V 3-Phase+N	TT-TNS System (3+1)	L/N and N/PE	50 kA	-	1.3 kV	1.5 kV	4 TE	
DAC1-13-31-150	821710134	120/208 V 3-Phase+N	TT-TNS System (3+1)	L/N and N/PE	50 kA	-	0.9 kV	1.5 kV	4 TE	
DAC1-13-40-440	821710414	230/400 V 3-Phase+N	IT System (4+0)	L/PE and N/PE	50 kA	1.7 kV	-	1.7 kV	4 TE	4
DAC1-13-40-320	821710314	230/400 V 3-Phase+N	TNS System (4+0)	L/PE and N/PE	50 kA	1.6 kV	-	1.6 kV	4 TE	
DAC1-13-40-275	821710214	230/400 V 3-Phase+N	TNS System (4+0)	L/PE and N/PE	50 kA	1.3 kV	-	1.3 kV	4 TE	
DAC1-13-40-150	821710114	120/208 V 3-Phase+N	TNS System (4+0)	L/PE and N/PE	50 kA	0.9 kV	-	0.9 kV	4 TE	3
DAC1-13-30-440	821710413	230/400 V 3-Phase	IT System (3+0)	L/PE	37.5 kA	1.7 kV	-	-	3 TE	
DAC1-13-30-320	821710313	230/400 V 3-Phase	TNC System (3+0)	L/PE	37.5 kA	1.6 kV	-	-	3 TE	
DAC1-13-30-275	821710213	230/400 V 3-Phase	TNC System (3+0)	L/PE	37.5 kA	1.3 kV	-	-	3 TE	1
DAC1-13-30-150	821710113	120/208 V 3-Phase	TNC System (3+0)	L/PE	37.5 kA	0.9 kV	-	-	3 TE	
DAC1-13-11-320	821710332	230 V single phase	TT-TN System (1+1)	L/N and N/PE	25 kA	-	1.6 kV	1.5 kV	2 TE	
DAC1-13-11-275	821710232	230 V single phase	TT-TN System (1+1)	L/N and N/PE	25 kA	-	1.3 kV	1.5 kV	2 TE	2
DAC1-13-11-150	821710132	120 V single phase	TT-TN System (1+1)	L/N and N/PE	25 kA	-	0.9 kV	1.5 kV	2 TE	
DAC1-13-20-440	821710412	230 V single phase	IT System (2+0)	L/PE and N/PE	25 kA	1.7 kV	-	1.7 kV	2 TE	
DAC1-13-20-320	821710312	230 V single phase	TN System(2+0)	L/PE and N/PE	25 kA	1.6 kV	-	1.6 kV	2 TE	1
DAC1-13-20-275	821710212	230 V single phase	TN System(2+0)	L/PE and N/PE	25 kA	1.3 kV	-	1.3 kV	2 TE	
DAC1-13-20-150	821710112	120 V single phase	TN System (2+0)	L/PE and N/PE	25 kA	0.9 kV	-	0.9 kV	2 TE	

По вопросам продаж и поддержки обращайтесь:

Алматы (7273)495-231	Казань (843)206-01-48	Новокузнецк (3843)20-46-81	Смоленск (4812)29-41-54
Архангельск (8182)63-90-72	Калининград (4012)72-03-81	Новосибирск (383)227-86-73	Сочи (862)225-72-31
Астрахань (8512)99-46-04	Калуга (4842)92-23-67	Омск (3812)21-46-40	Ставрополь (8652)20-65-13
Барнаул (3852)73-04-60	Кемерово (3842)65-04-62	Орел (4862)44-53-42	Сургут (3462)77-98-35
Белгород (4722)40-23-64	Киров (8332)68-02-04	Оренбург (3532)37-68-04	Тверь (4822)63-31-35
Брянск (4832)59-03-52	Краснодар (861)203-40-90	Пенза (8412)22-31-16	Томск (3822)98-41-53
Владивосток (423)249-28-31	Красноярск (391)204-63-61	Пермь (342)205-81-47	Тула (4872)74-02-29
Волгоград (844)278-03-48	Курск (4712)77-13-04	Ростов-на-Дону (863)308-18-15	Тюмень (3452)66-21-18
Вологда (8172)26-41-59	Липецк (4742)52-20-81	Рязань (4912)46-61-64	Ульяновск (8422)24-23-59
Воронеж (473)204-51-73	Магнитогорск (3519)55-03-13	Самара (846)206-03-16	Уфа (347)229-48-12
Екатеринбург (343)384-55-89	Москва (495)268-04-70	Санкт-Петербург (812)309-46-40	Хабаровск (4212)92-98-04
Иваново (4932)77-34-06	Мурманск (8152)59-64-93	Саратов (845)249-38-78	Челябинск (351)202-03-61
Ижевск (3412)26-03-58	Набережные Челны (8552)20-53-41	Севастополь (8692)22-31-93	Череповец (8202)49-02-64
Иркутск (395)279-98-46	Нижний Новгород (831)429-08-12	Симферополь (3652)67-13-56	Ярославль (4852)69-52-93
Россия (495)268-04-70	Киргизия (996)312-96-26-47	Казахстан (7172)727-132	