

DS50PV/51


Технические характеристики

По вопросам продаж и поддержки обращайтесь:

| | | | |
|-----------------------------|---------------------------------|--------------------------------|---------------------------|
| Алматы (7273)495-231 | Казань (843)206-01-48 | Новокузнецк (3843)20-46-81 | Смоленск (4812)29-41-54 |
| Архангельск (8182)63-90-72 | Калининград (4012)72-03-81 | Новосибирск (383)227-86-73 | Сочи (862)225-72-31 |
| Астрахань (8512)99-46-04 | Калуга (4842)92-23-67 | Омск (3812)21-46-40 | Ставрополь (8652)20-65-13 |
| Барнаул (3852)73-04-60 | Кемерово (3842)65-04-62 | Орел (4862)44-53-42 | Сургут (3462)77-98-35 |
| Белгород (4722)40-23-64 | Киров (8332)68-02-04 | Оренбург (3532)37-68-04 | Тверь (4822)63-31-35 |
| Брянск (4832)59-03-52 | Краснодар (861)203-40-90 | Пенза (8412)22-31-16 | Томск (3822)98-41-53 |
| Владивосток (423)249-28-31 | Красноярск (391)204-63-61 | Пермь (342)205-81-47 | Тула (4872)74-02-29 |
| Волгоград (844)278-03-48 | Курск (4712)77-13-04 | Ростов-на-Дону (863)308-18-15 | Тюмень (3452)66-21-18 |
| Вологда (8172)26-41-59 | Липецк (4742)52-20-81 | Рязань (4912)46-61-64 | Ульяновск (8422)24-23-59 |
| Воронеж (473)204-51-73 | Магнитогорск (3519)55-03-13 | Самара (846)206-03-16 | Уфа (347)229-48-12 |
| Екатеринбург (343)384-55-89 | Москва (495)268-04-70 | Санкт-Петербург (812)309-46-40 | Хабаровск (4212)92-98-04 |
| Иваново (4932)77-34-06 | Мурманск (8152)59-64-93 | Саратов (845)249-38-78 | Челябинск (351)202-03-61 |
| Ижевск (3412)26-03-58 | Набережные Челны (8552)20-53-41 | Севастополь (8692)22-31-93 | Череповец (8202)49-02-64 |
| Иркутск (395)279-98-46 | Нижний Новгород (831)429-08-12 | Симферополь (3652)67-13-56 | Ярославль (4852)69-52-93 |
| Россия (495)268-04-70 | Киргизия (996)312-96-26-47 | Казахстан (7172)727-132 | |

TYPE 2 PV SURGE PROTECTOR

DS50PV/51 SERIES

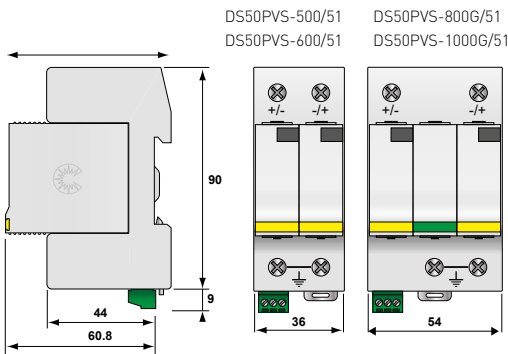
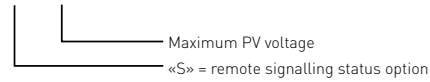


DS50PV-800G/51

- In : 15 kA
- I_{max} : 40 kA
- Pluggable module
- Remote Signaling (option)
- EN 50539-11 compliance
- VDE and OVE approved



DS50PVS-xxxG/51



Characteristics

| CITEL Model | DS50PV-500/51 | DS50PV-600/51 | DS50PV-800G/51 | DS50PV-1000G/51 |
|--|---------------------------------------|---------------|----------------|-----------------|
| Description | Type 2 PV surge protector - Pluggable | | | |
| PV Network | Uocstc 500 Vdc | 600 Vdc | 800 Vdc | 1000 Vdc |
| Connection mode | +/-/PE | +/-/PE | +/-/PE | +/-/PE |
| Protection mode(s) | CM | CM | CM/DM | CM/DM |
| Max. PV operating voltage | Ucpv 600 Vdc | 720 Vdc | 960 Vdc | 1200 Vdc |
| Current withstand short circuit PV | Iscpv 15000 A | 15000 A | 15000 A | 15000 A |
| Permanent operating current <i>Leakage current at Ucpv</i> | Icpv < 0.1 mA | < 0.1 mA | < 0.1 mA | <0.1 mA |
| Residual current <i>Leakage current at Ucpv</i> | Ipe < 0.1 mA | < 0.1 mA | None | None |
| Nominal discharge current <i>15 x 8/20 μs impulses</i> | In 15 kA | 15 kA | 15 kA | 15 kA |
| Max. discharge current <i>max. withstand @ 8/20 μs by pole</i> | I _{max} 40 kA | 40 kA | 40 kA | 40 kA |
| Total max discharge current <i>- max. total withstand @ 8/20 μs</i> | I _{total} 60 kA | 60 kA | 60 kA | 60 kA |
| Protection level CM/DM @In | Up 2.2 kV | 2.8 kV | 2 / 3.6 kV | 2.6 / 4.6 kV |

Associated disconnectors

| | |
|----------------------|----------|
| Thermal disconnector | internal |
| Fuses | without |

Mechanical characteristics

| | | | | |
|--|--|-----------------------|------------------------|-------------------------|
| Dimensions | see diagram | | | |
| Connection to Network | Screw terminals: 2.5-25mm ² | | | |
| Disconnection indicator | 2 mechanical indicators | | | |
| Remote signaling of disconnection output on changeover contact | Option DS50PVS-500/51 | Option DS50PVS-600/51 | Option DS50PVS-800G/51 | Option DS50PVS-1000G/51 |
| Mounting | Symmetrical rail 35 mm (EN60715) | | | |
| Operating temperature | -40/+85°C | | | |
| Protection rating | IP20 | | | |
| Housing material | Thermoplastic UL94 V-0 | | | |

Standards

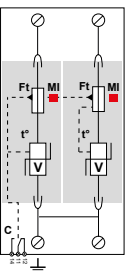
| | | | | |
|---------------|------------|-----|-----|-----------------|
| Compliance | EN50539-11 | | | |
| Certification | EAC | EAC | EAC | VDE / OVE / EAC |

Part number

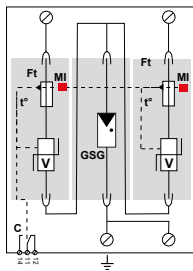
| | | | | |
|--|--------|--------|--------|--------|
| | 480121 | 480421 | 480281 | 480381 |
|--|--------|--------|--------|--------|

*) CM = Common mode (+/PE or -/PE) - DM = Differential mode (+/-)

DS50PVS-500/51
DS50PVS-600/51



DS50PVS-800G/51
DS50PVS-1000G/51



GSG: Specific gas tube

V : High energy MOV


Mi : Disconnection indicator

Ft : Thermal fuse

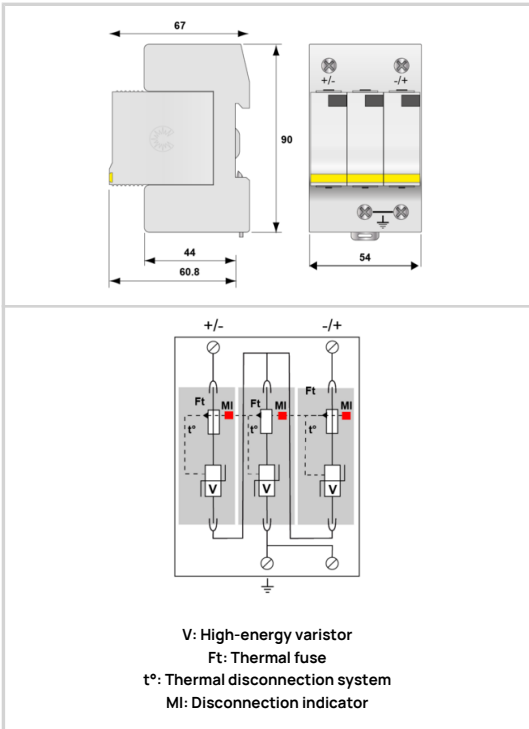
t° : Thermal disconnection mechanism

C : Contact for remote signal

DS50PV-1000/51




- ↳ Type 2 surge protector for PV
- ↳ In : 15kA / Imax : 40kA
- ↳ Pluggable
- ↳ Remote signaling (option)
- ↳ EN 61643-31 / EN 50539-11 compliant

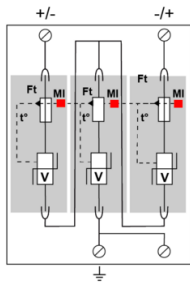
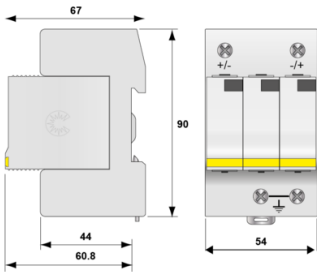


| Electrical Characteristics | |
|--|---|
| SPD type (following IEC tests) | 2 |
| Network | PV network 1000 Vdc |
| Nominal PV voltage | Uocstc 1000 Vdc |
| Max. PV operating voltage | Ucpv 1200 Vdc |
| Residual Current (Leakage current to Ground) | Ipe < 0.1 mA |
| PV Permanent Operating current (Current consumption at Ucpv) | Icpv < 0.1 mA |
| Follow current | If None |
| Nominal discharge current (15 x 8/20 μs impulses) | In 15 kA |
| Max. discharge current (max. withstand @ 8/20 μs by pole) | Imax 40 kA |
| Current withstand short circuit PV | Iscpv 15 000 A |
| Connection mode(s) | +/-/PE |
| Protection mode(s) | Common/Differential mode |
| Protection level +/-PE (-/PE) (@ In (8/20μs)) | Upv 4.6 kV |
| Mechanical Characteristics | |
| Technology | MOV |
| Connection to Network | by screw terminals: 2.5-25 mm ² |
| Format | Plug-in modular box |
| Mounting | Symmetrical rail 35 mm (EN 60715) |
| Housing material | Thermoplastic UL94 V-0 |
| Operating temperature | Tu -40/+85°C |
| Protection rating | IP20 |
| Failsafe mode | Disconnection SPD of the PV line |
| Disconnection indicator | 1 mechanical indicator by pole |
| Spare module(s) | DSM50PV-1000/51 |
| Remote signaling of disconnection | Option DS50PVS-1000/51 output change over contact |
| Dimensions | See diagram |
| Weight | 0.318 kg |
| Disconnectors | |
| Thermal disconnector | Internal |
| Fuses | Without |
| Standards | |
| Standards compliance | IEC 61643-31 / EN 61643-31 / EN 50539-11 |
| Certification | EAC |
| Part number | |
| 480321 | |

DS50PV-1500/51



- Type 2 surge protector for PV
- In : 15kA / Imax : 40kA
- Pluggable
- Remote signaling (option)
- EN 61643-31 / EN 50539-11 compliant



V: High-energy varistor
 Ft: Thermal fuse
 t*: Thermal disconnection system
 MI: Disconnection indicator

| Electrical Characteristics | | |
|--|------------|---|
| SPD type (following IEC tests) | | 2 |
| Network | | PV network 1250 Vdc |
| Nominal PV voltage | Uocstc | 1250 Vdc |
| Max. PV operating voltage | Ucpv | 1500 Vdc |
| Residual Current (Leakage current to Ground) | Ipe | < 0.1 mA |
| PV Permanent Operating current (Current consumption at Ucpv) | Icpv | < 0.1 mA |
| Follow current | If | None |
| Nominal discharge current (15 x 8/20 μs impulses) | In | 15 kA |
| Max. discharge current (max. withstand @ 8/20 μs by pole) | Imax | 40 kA |
| Total Maximum discharge current (max. total withstand @ 8/20 μs) | Imax Total | 60 kA |
| Current withstand short circuit PV | Iscpv | 15 000 A |
| Connection mode(s) | | +/-/PE |
| Protection mode(s) | | Common/Differential mode |
| Protection level +/PE (-/PE) (@ In (8/20μs)) | Up | 5.3 kV |
| Mechanical Characteristics | | |
| Technology | | MOV |
| Connection to Network | | by screw terminals: 2.5-25 mm ² |
| Format | | Plug-in modular box |
| Mounting | | Symmetrical rail 35 mm (EN 60715) |
| Housing material | | Thermoplastic UL94 V-0 |
| Operating temperature | Tu | -40/+85°C |
| Protection rating | | IP20 |
| Failsafe mode | | Disconnection SPD of the PV line |
| Disconnection indicator | | 1 mechanical indicator by pole |
| Spare module(s) | | DSM50PV-1500/51 |
| Remote signaling of disconnection | | Option DS50PVS-1500/51 output change over contact |
| Dimensions | | See diagram |
| Weight | | 0.332 kg |
| Disconnectors | | |
| Thermal disconnector | | Internal |
| Fuses | | Without |
| Standards | | |
| Standards compliance | | IEC 61643-31 / EN 61643-31 / EN 50539-11 |
| Certification | | UL / EAC / TÜV |
| Part number | | |
| 480521 | | |

По вопросам продаж и поддержки обращайтесь:

| | | | |
|-----------------------------|---------------------------------|--------------------------------|---------------------------|
| Алматы (7273)495-231 | Казань (843)206-01-48 | Новокузнецк (3843)20-46-81 | Смоленск (4812)29-41-54 |
| Архангельск (8182)63-90-72 | Калининград (4012)72-03-81 | Новосибирск (383)227-86-73 | Сочи (862)225-72-31 |
| Астрахань (8512)99-46-04 | Калуга (4842)92-23-67 | Омск (3812)21-46-40 | Ставрополь (8652)20-65-13 |
| Барнаул (3852)73-04-60 | Кемерово (3842)65-04-62 | Орел (4862)44-53-42 | Сургут (3462)77-98-35 |
| Белгород (4722)40-23-64 | Киров (8332)68-02-04 | Оренбург (3532)37-68-04 | Тверь (4822)63-31-35 |
| Брянск (4832)59-03-52 | Краснодар (861)203-40-90 | Пенза (8412)22-31-16 | Томск (3822)98-41-53 |
| Владивосток (423)249-28-31 | Красноярск (391)204-63-61 | Пермь (342)205-81-47 | Тула (4872)74-02-29 |
| Волгоград (844)278-03-48 | Курск (4712)77-13-04 | Ростов-на-Дону (863)308-18-15 | Тюмень (3452)66-21-18 |
| Вологда (8172)26-41-59 | Липецк (4742)52-20-81 | Рязань (4912)46-61-64 | Ульяновск (8422)24-23-59 |
| Воронеж (473)204-51-73 | Магнитогорск (3519)55-03-13 | Самара (846)206-03-16 | Уфа (347)229-48-12 |
| Екатеринбург (343)384-55-89 | Москва (495)268-04-70 | Санкт-Петербург (812)309-46-40 | Хабаровск (4212)92-98-04 |
| Иваново (4932)77-34-06 | Мурманск (8152)59-64-93 | Саратов (845)249-38-78 | Челябинск (351)202-03-61 |
| Ижевск (3412)26-03-58 | Набережные Челны (8552)20-53-41 | Севастополь (8692)22-31-93 | Череповец (8202)49-02-64 |
| Иркутск (395)279-98-46 | Нижний Новгород (831)429-08-12 | Симферополь (3652)67-13-56 | Ярославль (4852)69-52-93 |
| Россия (495)268-04-70 | Киргизия (996)312-96-26-47 | Казахстан (7172)727-132 | |