

# DAC80S

## Технические характеристики

### По вопросам продаж и поддержки обращайтесь:

Алматы (7273)495-231	Казань (843)206-01-48	Новокузнецк (3843)20-46-81	Смоленск (4812)29-41-54
Архангельск (8182)63-90-72	Калининград (4012)72-03-81	Новосибирск (383)227-86-73	Сочи (862)225-72-31
Астрахань (8512)99-46-04	Калуга (4842)92-23-67	Омск (3812)21-46-40	Ставрополь (8652)20-65-13
Барнаул (3852)73-04-60	Кемерово (3842)65-04-62	Орел (4862)44-53-42	Сургут (3462)77-98-35
Белгород (4722)40-23-64	Киров (8332)68-02-04	Оренбург (3532)37-68-04	Тверь (4822)63-31-35
Брянск (4832)59-03-52	Краснодар (861)203-40-90	Пенза (8412)22-31-16	Томск (3822)98-41-53
Владивосток (423)249-28-31	Красноярск (391)204-63-61	Пермь (342)205-81-47	Тула (4872)74-02-29
Волгоград (844)278-03-48	Курск (4712)77-13-04	Ростов-на-Дону (863)308-18-15	Тюмень (3452)66-21-18
Вологда (8172)26-41-59	Липецк (4742)52-20-81	Рязань (4912)46-61-64	Ульяновск (8422)24-23-59
Воронеж (473)204-51-73	Магнитогорск (3519)55-03-13	Самара (846)206-03-16	Уфа (347)229-48-12
Екатеринбург (343)384-55-89	Москва (495)268-04-70	Санкт-Петербург (812)309-46-40	Хабаровск (4212)92-98-04
Иваново (4932)77-34-06	Мурманск (8152)59-64-93	Саратов (845)249-38-78	Челябинск (351)202-03-61
Ижевск (3412)26-03-58	Набережные Челны (8552)20-53-41	Севастополь (8692)22-31-93	Череповец (8202)49-02-64
Иркутск (395)279-98-46	Нижний Новгород (831)429-08-12	Симферополь (3652)67-13-56	Ярославль (4852)69-52-93
Россия (495)268-04-70	Киргизия (996)312-96-26-47	Казахстан (7172)727-132	

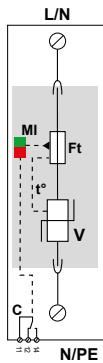
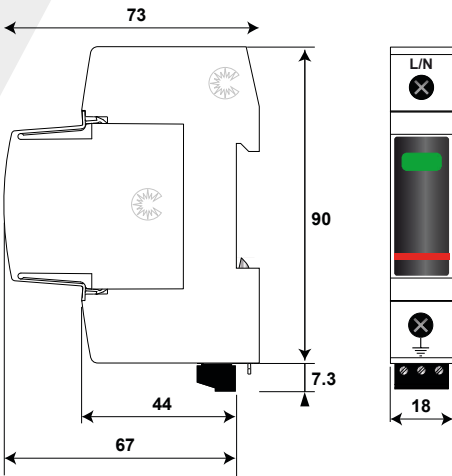


DAC80-10

# DAC80 SERIES



- Re-inforced Type 2 Surge Protector
- In: 40 kA
- Imax: 80 kA
- Pluggable module by phase
- Remote Signaling option
- IEC 61643-11, EN 61643-11 and UL1449 ed.4 compliance



V: High energy varistor  
 Ft: Thermal Fuse  
 C: Remote signaling contact  
 t°: Thermal disconnection system  
 MI: Disconnection indicator

## Characteristics

CITEL Model		DAC80-10-440	DAC80-10-320	DAC80-10-275	DAC80-10-150
Description		Type 2 AC surge protector - one-pole - pluggable			
Maximum AC operating voltage	Uc	440 Vac	320Vac	275 Vac	150 Vac
Temporary Over Voltage (TOV) Characteristics - 5 sec.	UT	580 Vac withstand	335 Vac withstand	335 Vac withstand	180 Vac withstand
Temporary Over Voltage (TOV) Characteristics -120mn	UT	770 Vac disconnection	440 Vac disconnection	440 Vac disconnection	230 Vac disconnection
Residual current <i>Leakage current at Uc</i>	Ipe	< 1 mA	< 1 mA	< 1 mA	< 1 mA
Follow current	If	None	None	None	None
Nominal discharge current <i>15 x 8/20 μs impulses</i>	In	40 kA	40 kA	40 kA	40 kA
Max. discharge current <i>max. withstand @ 8/20 μs by pole</i>	Imax	80 kA	80 kA	80 kA	80 kA
Protection level @ In [8/20μs]	Up	1.8 kV	1.4 kV	1.2 kV	0.9 kV
Residual voltage @ 5 kA [8/20μs]	Up-5kA	1.4 kV	1 kV	0.9 kV	0.7 kV
Admissible short-circuit current	Iscrr	50 000 A	50 000 A	50 000 A	50 000 A
<b>Associated disconnectors</b>					
Thermal disconnector		internal			
Fuses		50 A min. - 125 A max. - gG Type			
Installation ground fault breaker (if any)		Type "S" or delayed			
<b>Mechanical characteristics</b>					
Dimensions		see diagram - 1TE (DIN43880)			
Connection to Network		By screw terminals: 2.5-25 mm <sup>2</sup> (35mm <sup>2</sup> rigid)			
Failsafe mode		Disconnection from network			
Disconnection indicator		1 mechanical indicator Green/Red			
Remote signaling of disconnection output on changeover contact		option	option	option	option
Max. voltage/current for remote signaling		250 V/0.5 A (AC) / 30V/3 A (DC)			
Wiring for remote signaling		max. 1.5 mm <sup>2</sup>			
Mounting		Symmetrical rail 35 mm (EN60715)			
Operating temperature		-40/+85°C			
Protection rating		IP20			
Housing material		Thermoplastic UL94 V-0			
Spare unit		MDAC80-440	MDAC80-320	MDAC80-275	MDAC80-150
<b>Standards</b>					
Compliance		EN 61643-11 / IEC 61643-11 / UL1449 ed.4			
<b>Part number</b>					
		821210411	821210311	821210211	821210111

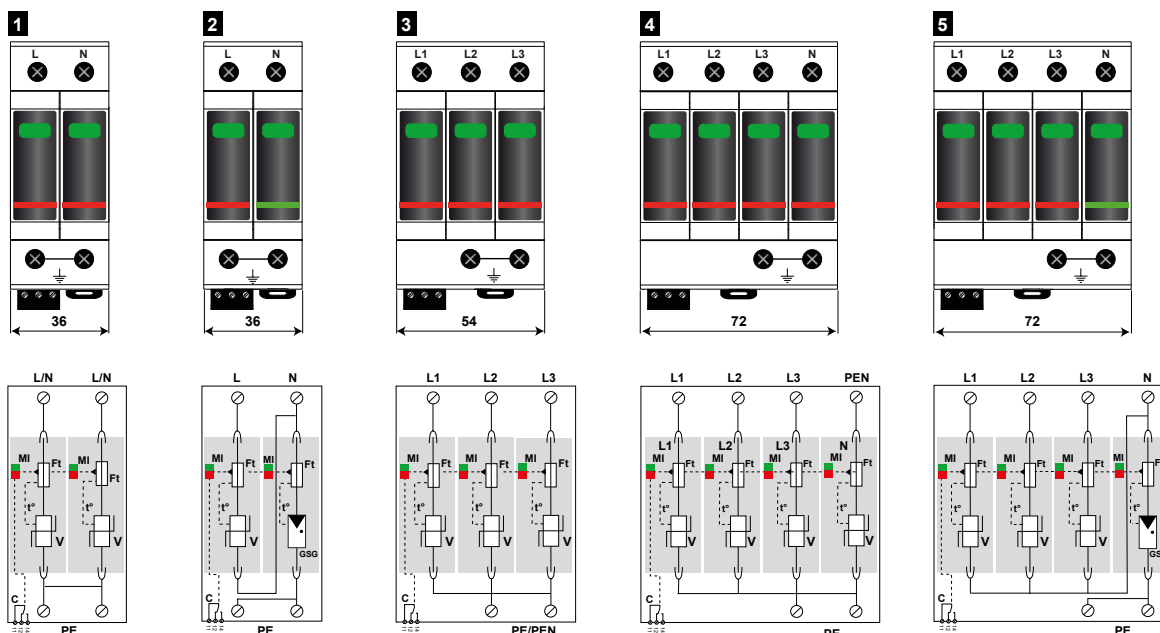
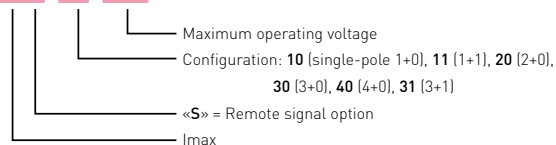
# HEAVY DUTY TYPE 2 AC MULTIPOLAR SURGE PROTECTOR

## DAC80-11, DAC80-20, DAC80-30, DAC80-31, DAC80-40



DAC80-31

DAC80S-xx-xxx



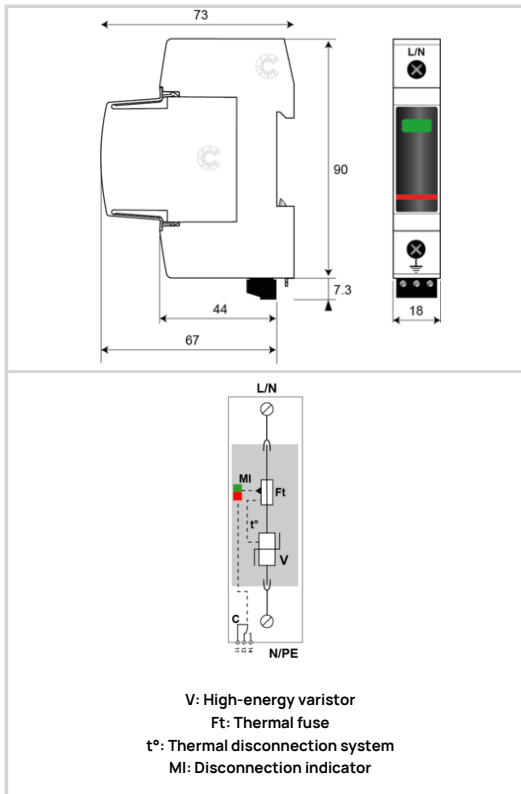
V: High-energy varistor  
GSG: Specific gas tube  
Ft: Thermal fuse  
C: Contact remote signal  
t°: Thermal disconnection system  
Mi: Disconnection indicator

Model	Part number	Network	AC system	Protection Mode	Up L/PE	Up L/N	Up N/PE	Dimensions DIN43880	Diagram
DAC80-31-320	821210334	230/400 V 3-phase+N	TT-TNS system (3+1)	L/N and N/PE	-	1.4 kV	1.5 kV	4 TE	5
DAC80-31-275	821210234	230/400 V 3-phase+N	TT-TNS system (3+1)	L/N and N/PE	-	1.2 kV	1.5 kV	4 TE	
DAC80-31-150	821210134	120/208 V 3-phase+N	TT-TNS system (3+1)	L/N and N/PE	-	0.9 kV	1.5 kV	4 TE	
DAC80-40-440	821210414	230/400 V 3-phase+N	IT system (4+0)	L/PE and N/PE	1.8 kV	-	1.8 kV	4 TE	4
DAC80-40-320	821210314	230/400 V 3-phase+N	TNS system (4+0)	L/PE and N/PE	1.4 kV	-	1.4 kV	4 TE	
DAC80-40-275	821210214	230/400 V 3-phase+N	TNS system (4+0)	L/PE and N/PE	1.2 kV	-	1.2 kV	4 TE	
DAC80-40-150	821210114	120/208 V 3-phase+N	TNS system (4+0)	L/PE and N/PE	0.9 kV	-	0.9 kV	4 TE	3
DAC80-30-440	821210413	230/400 V 3-phase	IT system (3+0)	L/PE	1.8 kV	-	-	3 TE	
DAC80-30-320	821210313	230/400 V 3-phase	TNC system (3+0)	L/PE	1.4 kV	-	-	3 TE	
DAC80-30-275	821210213	230/400 V 3-phase	TNC system (3+0)	L/PE	1.2 kV	-	-	3 TE	1
DAC80-30-150	821210113	120/208 V 3-phase	TNC system (3+0)	L/PE	0.9 kV	-	-	3 TE	
DAC80-11-320	821210332	230 V single phase	TT-TN system(1+1)	L/N and N/PE	-	1.4 kV	1.5 kV	2 TE	
DAC80-11-275	821210232	230 V single phase	TT-TN system(1+1)	L/N and N/PE	-	1.2 kV	1.5 kV	2 TE	2
DAC80-11-150	821210132	120 V single phase	TT-TN system(1+1)	L/N and N/PE	-	0.9 kV	1.5 kV	2 TE	
DAC80-20-440	821210412	230 V single phase	IT system (2+0)	L/PE and N/PE	1.8 kV	-	1.8 kV	2 TE	1
DAC80-20-320	821210312	230 V single phase	TN system (2+0)	L/PE and N/PE	1.4 kV	-	1.4 kV	2 TE	
DAC80-20-275	821210212	230 V single phase	TN system (2+0)	L/PE and N/PE	1.2 kV	-	1.2 kV	2 TE	
DAC80-20-150	821210112	120 V single phase	TN system (2+0)	L/PE and N/PE	0.9 kV	-	0.9 kV	2 TE	

DAC80S-10-385



- Re-inforced Type 2 AC surge protector
- Single phase
- In : 40 kA
- Imax : 80 kA
- Pluggable module for each phase
- Remote signaling option
- EN 61643-11, IEC 61643-11 and UL1449 ed.4 compliance

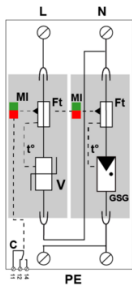
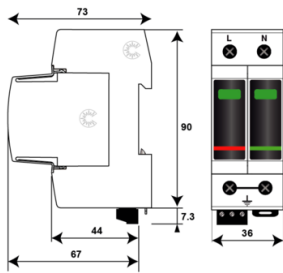


Electrical Characteristics		
SPD type (following IEC tests)		2
Max. AC operating voltage	Uc	385 Vac
Temporary Over Voltage (TOV) Characteristics - 5 sec. (Without disconnection)	UT	335 Vac withstand
Temporary Over Voltage (TOV) Characteristics - 120 mn (Without disconnection or with safety disconnection)	UT	440 Vac disconnection
Residual Current (Leakage current to Ground)	Ipe	< 1 mA
Follow current	If	None
Nominal discharge current (15 x 8/20 μs impulses)	In	40 kA
Max. discharge current (max. withstand @ 8/20 μs by pole)	Imax	80 kA
Protection level (@ In (8/20μs))	Up	1.6 kV
Residual voltage at 5 kA (@ 5 kA (8/20μs))	Up-5kA	1.3 kV
Admissible short-circuit current	Iscrc	50 000 A
Mechanical Characteristics		
Technology		MOV
SPD configuration		1-pole
Connection to Network		By screw terminals: 2.5-25 mm <sup>2</sup> (35 mm <sup>2</sup> rigid)
Format		Plug-in modular box
Pluggable		Yes
Mounting		Symmetrical rail 35 mm (EN 60715)
Housing material		Thermoplastic UL94 V-0
Operating temperature	Tu	-40/+85°C
Protection rating		IP20
Failsafe mode		Disconnection from AC network
Disconnection indicator		1 mechanical indicator - Red/Green
Spare module(s)		MDAC80-385
Remote signaling of disconnection		Output on changeover contact
Max. Voltage/Current for remote signaling		250 V / 0.5 A (AC) / 30 V / 3 A (DC)
Dimensions		See diagram - 1TE (EN43880)
Weight		0.157 kg
Disconnectors		
Thermal disconnector		Internal
Installation ground fault breaker		Type 'S' or delayed
Fuses		50 A mini. - 125 A max. - Fuses Type gG
Standards		
Standards compliance		IEC 61643-11 / EN 61643-11 / UL1449 ed.4
Part number		
821210521		

# DAC80S-11-385



- ↳ Re-inforced Type 2 AC surge protector
- ↳ In : 40 kA
- ↳ Imax : 80 kA
- ↳ Pluggable module for each phase
- ↳ Remote signaling
- ↳ EN 61643-11, IEC 61643-11 and UL1449 ed.4 compliance



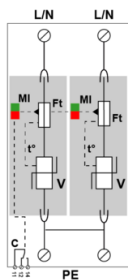
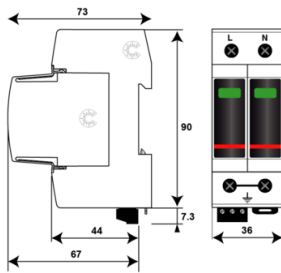
V: High-energy varistor  
 GSG: Specific gas tube  
 Ft: Thermal fuse  
 C: Remote signaling contact  
 t<sup>°</sup>: Thermal disconnection system  
 MI: Disconnection indicator

Electrical Characteristics		
SPD type (following IEC tests)		2
Network		230 V single-phase
AC system		TT-TN
Max. AC operating voltage	Uc	385 Vac
Temporary Over Voltage (TOV) Characteristics - 5 sec. (Without disconnection)	UT	335 Vac withstand
Temporary Over Voltage (TOV) Characteristics - 120 mn (Without disconnection or with safety disconnection)	UT	440 Vac disconnection
Residual Current (Leakage current to Ground)	Ipe	< 1 mA
Follow current	If	None
Nominal discharge current (15 x 8/20 μs impulses)	In	40 kA
Max. discharge current (max. withstand @ 8/20 μs by pole)	Imax	80 kA
Protection mode(s)		L/N and N/PE
Protection level L/N (@ In (8/20μs))	Up L/N	1.6 kV
Protection level N/PE (@ In (8/20μs))	Up N/PE	1.5 kV
Admissible short-circuit current	Iscrr	50 000 A
Mechanical Characteristics		
Technology		MOV + GDT
Connection to Network		By screw terminals: 2.5-25 mm <sup>2</sup> (35 mm <sup>2</sup> rigid)
Format		Plug-in modular box
Pluggable		Yes
Mounting		Symmetrical rail 35 mm (EN 60715)
Housing material		Thermoplastic UL94 V-0
Operating temperature	Tu	-40/+85°C
Protection rating		IP20
Failsafe mode		Disconnection from AC network
Disconnection indicator		1 mechanical indicator by pole - Red/Green
Spare module(s)		MDAC80-385 + MDAC80G-255
Remote signaling of disconnection		Output on changeover contact
Max. Voltage/Current for remote signaling		250 V / 0.5 A (AC) / 30 V / 3 A (DC)
Dimensions		See diagram - 2TE (EN43880)
Weight		0.215 kg
Disconnectors		
Thermal disconnector		Internal
Installation ground fault breaker		Type 'S' or delayed
Fuses		50 A mini. - 125 A max. - Fuses Type gG
Standards		
Standards compliance		IEC 61643-11 / EN 61643-11 / UL1449 ed.4
Part number		
<b>821210542</b>		

**DAC80S-20-385**



- ↳ Re-inforced Type 2 AC surge protector
- ↳ In : 40 kA
- ↳ Imax : 80 kA
- ↳ Pluggable module for each phase
- ↳ Remote signaling
- ↳ EN 61643-11, IEC 61643-11 and UL1449 ed.4 compliance

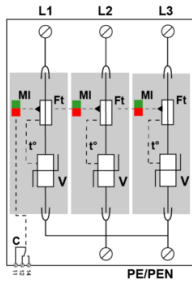
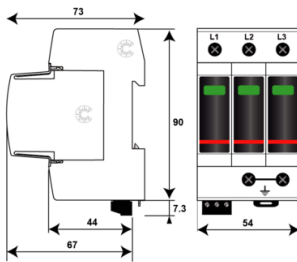


V: High-energy varistor  
 Ft: Thermal fuse  
 C: Remote signal contact  
 t\*: Thermal disconnection system  
 MI: Disconnection indicator

Electrical Characteristics		
SPD type (following IEC tests)		2
Network		230 V single-phase
AC system		TN
Max. AC operating voltage	Uc	385 Vac
Temporary Over Voltage (TOV) Characteristics - 5 sec. (Without disconnection)	UT	335 Vac withstand
Temporary Over Voltage (TOV) Characteristics - 120 mn (Without disconnection or with safety disconnection)	UT	440 Vac disconnection
Residual Current (Leakage current to Ground)	Ipe	< 1 mA
Follow current	If	None
Nominal discharge current (15 x 8/20 μs impulses)	In	40 kA
Max. discharge current (max. withstand @ 8/20 μs by pole)	Imax	80 kA
Protection mode(s)		L/PE and N/PE
Protection level N/PE (@ In (8/20μs))	Up N/PE	1.6 kV
Protection level L/PE (@ In (8/20μs))	Up L/PE	1.6 kV
Admissible short-circuit current	Iscrr	50 000 A
Mechanical Characteristics		
Technology		MOV
Connection to Network		By screw terminals: 2.5-25 mm <sup>2</sup> (35 mm <sup>2</sup> rigid)
Format		Plug-in modular box
Pluggable		Yes
Mounting		Symmetrical rail 35 mm (EN 60715)
Housing material		Thermoplastic UL94 V-0
Operating temperature	Tu	-40/+85°C
Protection rating		IP20
Failsafe mode		Disconnection from AC network
Disconnection indicator		1 mechanical indicator by pole - Red/Green
Spare module(s)		MDAC80-385
Remote signaling of disconnection		Output on changeover contact
Max. Voltage/Current for remote signaling		250 V / 0.5 A (AC) / 30 V / 3 A (DC)
Dimensions		See diagram - 2TE (EN43880)
Weight		0.252 kg
Disconnectors		
Thermal disconnector		Internal
Installation ground fault breaker		Type 'S' or delayed
Fuses		50 A mini. - 125 A max. - Fuses Type gG
Standards		
Standards compliance		IEC 61643-11 / EN 61643-11 / UL1449 ed.4
Part number		
<b>821210522</b>		



- ↳ Re-inforced Type 2 AC surge protector
- ↳ In : 40 kA
- ↳ Imax : 80 kA
- ↳ Pluggable module for each phase
- ↳ Remote signaling
- ↳ EN 61643-11, IEC 61643-11 and UL1449 ed.4 compliance



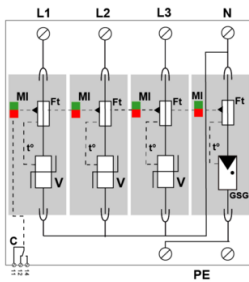
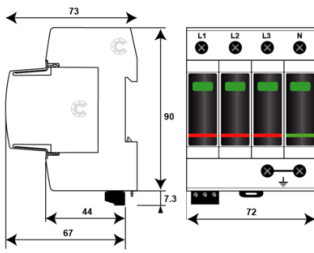
V: High-energy varistor  
 Ft: Thermal fuse  
 C: Remote signal contact  
 t\*: Thermal disconnection system  
 MI: Disconnection indicator

Electrical Characteristics		
SPD type (following IEC tests)		2
Network		230/400 V 3-phase
AC system		TNC
Max. AC operating voltage	Uc	385 Vac
Temporary Over Voltage (TOV) Characteristics - 5 sec. (Without disconnection)	UT	335 Vac withstand
Temporary Over Voltage (TOV) Characteristics - 120 mn (Without disconnection or with safety disconnection)	UT	440 Vac disconnection
Residual Current (Leakage current to Ground)	Ipe	< 1 mA
Follow current	If	None
Nominal discharge current (15 x 8/20 μs impulses)	In	40 kA
Max. discharge current (max. withstand @ 8/20 μs by pole)	Imax	80 kA
Protection mode(s)		L/PE
Protection level L/PE (@ In (8/20μs))	Up L/PE	1.6 kV
Admissible short-circuit current	Iscrr	50 000 A
Mechanical Characteristics		
Technology		MOV
Connection to Network		By screw terminals: 2.5-25 mm <sup>2</sup> (35 mm <sup>2</sup> rigid)
Format		Plug-in modular box
Pluggable		Yes
Mounting		Symmetrical rail 35 mm (EN 60715)
Housing material		Thermoplastic UL94 V-0
Operating temperature	Tu	-40/+85°C
Protection rating		IP20
Failsafe mode		Disconnection from AC network
Disconnection indicator		1 mechanical indicator by pole - Red/Green
Spare module(s)		MDAC80-385
Remote signaling of disconnection		Output on changeover contact
Max. Voltage/Current for remote signaling		250 V / 0.5 A (AC) / 30 V / 3 A (DC)
Dimensions		See diagram - 3 TE (EN43880)
Weight		0.379 kg
Disconnectors		
Thermal disconnector		Internal
Installation ground fault breaker		Type 'S' or delayed
Fuses		50 A mini. - 125 A max. - Fuses Type gG
Standards		
Standards compliance		IEC 61643-11 / EN 61643-11 / UL1449 ed.4
Part number		
821210523		

# DAC80S-31-385



- ↳ Re-inforced Type 2 AC surge protector
- ↳ In : 40 kA
- ↳ Imax : 80 kA
- ↳ Pluggable module for each phase
- ↳ Remote signaling
- ↳ EN 61643-11, IEC 61643-11 and UL1449 ed.4 compliance



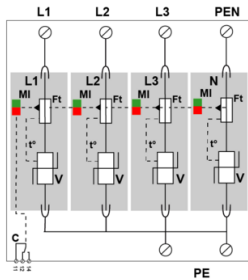
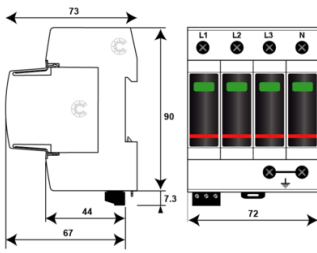
V: High-energy varistor  
 GSG: Specific gas tube  
 Ft: Thermal fuse  
 C: Remote signaling contact  
 t\*: Thermal disconnection system  
 MI: Disconnection indicator

Electrical Characteristics		
SPD type (following IEC tests)		2
Network		230/400 V 3-phase+N
AC system		TT-TNS
Max. AC operating voltage	Uc	385 Vac
Temporary Over Voltage (TOV) Characteristics - 5 sec. (Without disconnection)	UT	335 Vac withstand
Temporary Over Voltage (TOV) Characteristics - 120 mn (Without disconnection or with safety disconnection)	UT	440 Vac disconnection
Residual Current (Leakage current to Ground)	Ipe	< 1 mA
Follow current	If	None
Nominal discharge current (15 x 8/20 μs impulses)	In	40 kA
Max. discharge current (max. withstand @ 8/20 μs by pole)	Imax	80 kA
Protection mode(s)		L/N and N/PE
Protection level L/N (@ In (8/20μs))	Up L/N	1.6 kV
Protection level N/PE (@ In (8/20μs))	Up N/PE	1.5 kV
Admissible short-circuit current	Iscrc	50 000 A
Mechanical Characteristics		
Technology		MOV + GDT
Connection to Network		By screw terminals: 2.5-25 mm <sup>2</sup> (35 mm <sup>2</sup> rigid)
Format		Plug-in modular box
Pluggable		Yes
Mounting		Symmetrical rail 35 mm (EN 60715)
Housing material		Thermoplastic UL94 V-0
Operating temperature	Tu	-40/+85°C
Protection rating		IP20
Failsafe mode		Disconnection from AC network
Disconnection indicator		1 mechanical indicator by pole - Red/Green
Spare module (s)		MDAC80-385
Remote signaling of disconnection		Output on changeover contact
Max. Voltage/Current for remote signaling		250 V / 0.5 A (AC) / 30 V / 3 A (DC)
Dimensions		See diagram - 4TE (EN43880)
Weight		0.443 kg
Disconnectors		
Thermal disconnector		Internal
Installation ground fault breaker		Type 'S' or delayed
Fuses		50 A mini. - 125 A max. - Fuses Type gG
Standards		
Standards compliance		IEC 61643-11 / EN 61643-11 / UL1449 ed.4
Part number		
<b>821210544</b>		





- ↳ Re-inforced Type 2 AC surge protector
- ↳  $I_n$  : 40 kA
- ↳  $I_{max}$  : 80 kA
- ↳ Pluggable module for each phase
- ↳ Remote signaling
- ↳ EN 61643-11, IEC 61643-11 and UL1449 ed.4 compliance



V: High-energy varistor  
 Ft: Thermal fuse  
 C: Remote signal contact  
 t<sup>o</sup>: Thermal disconnection system  
 MI: Disconnection indicator

Electrical Characteristics	
SPD type (following IEC tests)	2
Network	230/400 V 3-phase+N
AC system	TNS
Max. AC operating voltage	$U_c$ 385 Vac
Temporary Over Voltage (TOV) Characteristics - 5 sec. (Without disconnection)	UT 335 Vac withstand
Temporary Over Voltage (TOV) Characteristics - 120 mn (Without disconnection or with safety disconnection)	UT 440 Vac disconnection
Residual Current (Leakage current to Ground)	$I_{pe}$ < 1 mA
Follow current	$I_f$ None
Nominal discharge current (15 x 8/20 $\mu$ s impulses)	$I_n$ 40 kA
Max. discharge current (max. withstand @ 8/20 $\mu$ s by pole)	$I_{max}$ 80 kA
Protection mode(s)	L/PE and N/PE
Protection level N/PE (@ $I_n$ (8/20 $\mu$ s))	$U_p$ N/PE 1.6 kV
Protection level L/PE (@ $I_n$ (8/20 $\mu$ s))	$U_p$ L/PE 1.6 kV
Admissible short-circuit current	$I_{sc}$ 50 000 A
Mechanical Characteristics	
Technology	MOV
Connection to Network	By screw terminals: 2.5-25 mm <sup>2</sup> (35 mm <sup>2</sup> rigid)
Format	Plug-in modular box
Pluggable	Yes
Mounting	Symmetrical rail 35 mm (EN 60715)
Housing material	Thermoplastic UL94 V-0
Operating temperature	$T_u$ -40/+85°C
Protection rating	IP20
Failsafe mode	Disconnection from AC network
Disconnection indicator	1 mechanical indicator by pole - Red/Green
Spare module (s)	MDAC80-385
Remote signaling of disconnection	Output on changeover contact
Max. Voltage/Current for remote signaling	250 V / 0.5 A (AC) / 30 V / 3 A (DC)
Dimensions	See diagram - 4TE (EN43880)
Weight	0.491 kg
Disconnectors	
Thermal disconnector	Internal
Installation ground fault breaker	Type 'S' or delayed
Fuses	50 A mini. - 125 A max. - Fuses Type gG
Standards	
Standards compliance	IEC 61643-11 / EN 61643-11 / UL1449 ed.4
Part number	
<b>821210524</b>	

**По вопросам продаж и поддержки обращайтесь:**

Алматы (7273)495-231	Казань (843)206-01-48	Новокузнецк (3843)20-46-81	Смоленск (4812)29-41-54
Архангельск (8182)63-90-72	Калининград (4012)72-03-81	Новосибирск (383)227-86-73	Сочи (862)225-72-31
Астрахань (8512)99-46-04	Калуга (4842)92-23-67	Омск (3812)21-46-40	Ставрополь (8652)20-65-13
Барнаул (3852)73-04-60	Кемерово (3842)65-04-62	Орел (4862)44-53-42	Сургут (3462)77-98-35
Белгород (4722)40-23-64	Киров (8332)68-02-04	Оренбург (3532)37-68-04	Тверь (4822)63-31-35
Брянск (4832)59-03-52	Краснодар (861)203-40-90	Пенза (8412)22-31-16	Томск (3822)98-41-53
Владивосток (423)249-28-31	Красноярск (391)204-63-61	Пермь (342)205-81-47	Тула (4872)74-02-29
Волгоград (844)278-03-48	Курск (4712)77-13-04	Ростов-на-Дону (863)308-18-15	Тюмень (3452)66-21-18
Вологда (8172)26-41-59	Липецк (4742)52-20-81	Рязань (4912)46-61-64	Ульяновск (8422)24-23-59
Воронеж (473)204-51-73	Магнитогорск (3519)55-03-13	Самара (846)206-03-16	Уфа (347)229-48-12
Екатеринбург (343)384-55-89	Москва (495)268-04-70	Санкт-Петербург (812)309-46-40	Хабаровск (4212)92-98-04
Иваново (4932)77-34-06	Мурманск (8152)59-64-93	Саратов (845)249-38-78	Челябинск (351)202-03-61
Ижевск (3412)26-03-58	Набережные Челны (8552)20-53-41	Севастополь (8692)22-31-93	Череповец (8202)49-02-64
Иркутск (395)279-98-46	Нижний Новгород (831)429-08-12	Симферополь (3652)67-13-56	Ярославль (4852)69-52-93
Россия (495)268-04-70	Киргизия (996)312-96-26-47	Казахстан (7172)727-132	